



Ampex®

Heritage

SVT-810E & 810AV Bass Guitar Cabinets



Owner's Manual



TABLE OF CONTENTS

What's in the Box	2
Introduction	2
Eminence Speakers.....	3
Impedance: The Golden Rule.....	3
Features.....	4
Jackplates.....	5
Hookup Examples	6
Technical Specifications	8
Warranty and Support.....	9

What's in the Box

Heritage™ SVT®-810E or Heritage SVT-810AV Speaker Cabinet, Quick Start Guide.

Introduction

Welcome to the world of Ampeg! Whether this is your first experience with Ampeg, or you're a well-seasoned player who's been around the globe a few times with our gear, you are taking part in a piece of musical history. From here on out, nothing else will sound the same... everything else will pale in comparison. You are one of the lucky few to take part in a new chapter of an American legacy. Ampeg has come home! Each Heritage Series amplifier and cabinet is designed and assembled right here in the U.S.A. We've heard from bass players around the globe about their dedication and commitment to Ampeg, and the Heritage Series is made specifically for those players—Just our way of saying thank you and letting you know that we heard you loud and clear.

Ampeg is the standard by which all others are measured. We've been pounding bass player's chests and audiences' booties for over 60 years now and we're not going to slow down anytime soon. From our early days of building "amplified pegs" for upright players, to building the world famous, stadium rattling, SVT amplifiers, Ampeg has been *the* choice for bassists, from touring professionals, to weekend warriors, and everyone in between. We were the first ones on the block listening and building gear for bass players. Heck, even our company's founding fathers were working, gigging players. When they weren't tinkering around the shop on new ideas, they were out in the clubs of New York earning their living. Not much has changed since then.

The average length of a hit song is 3 minutes and 40 seconds. We have been a part of most of those hits for over 60 years. Now that you own a piece of Ampeg history, we want to be a part of your next hit.

In order to get the most out of your new Ampeg speaker cabinet, please fully read this *Owner's Manual*, as well as the *Important Safety Instructions* included with your cabinet, before you begin playing.

Best of luck in all of your musical endeavors!

Sincerely,

The dedicated team at Ampeg



Eminence Speakers

There are some relationships that go hand in hand in the music business. When it comes to building amplifiers and cabinets, nothing is more well-suited than the relationship between Ampeg and Eminence® speakers. Ampeg commissioned Eminence decades ago to build one of the first 18" speakers used in an Ampeg amplifier. We've been calling on Eminence ever since to custom build speakers used in some of our most famous models. From the SVT-410HLF and stadium-rattling SVT-810E/SVT-810AV, to the latest Heritage and Pro Neo™ Series, Eminence is at the heart and soul of our most loved cabinets! It's no secret what goes into building a great cabinet: innovative designs, superb materials, and world class components.



Impedance: The Golden Rule

When it comes to tube amps, be sure that the output impedance of the amplifier matches the total impedance of the speaker cabinet or cabinets.



Features

- Designed and hand assembled in the U.S.A.
- Special Mono/Dual design allows 8x10 mono or dual 4x10 split/stereo operation
- Eight specially designed, made in the U.S.A., Eminence 10" speakers
- Neutrik® speakON® and 1/4" input/output jacks
- Industrial strength rear grip bar and heavy duty, tilt-back caster wheels
- Rear skid rails
- Black sparkle grille cloth (HSVT-810E) / Anniversary blue and silver grille cloth (HSVT-810AV)
- Ampeg Heritage badge on rear panel

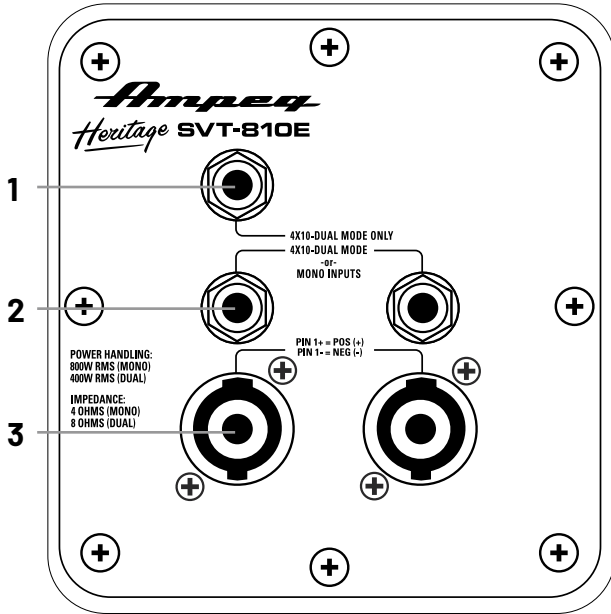
Your Ampeg Heritage SVT-810E or Heritage SVT-810AV Dual Bass Guitar Cabinet is a high quality speaker enclosure suitable for all sizes of venues. The enclosure can be "split" into two isolated 8 ohm, 4x10 cabinets via the jackplate connections. This allows each 4x10 cabinet to be driven by a separate amplifier. And, the specially designed Eminence speakers faithfully reproduce all your amp has to give. Designed and assembled in the U.S.A., this cabinet fully embodies rock iconicism, but is not limited to rock tone alone. The "fridge" has always been associated with pristine quality and absolute professionalism. The Heritage SVT-810E cabinet features the Ampeg black sparkle grille cloth and the Heritage SVT-810AV features the Ampeg Anniversary blue and silver grille cloth, allowing you to add unrivaled aesthetics to the mix.

The cabinet features an industrial strength grip bar and heavy duty recessed wheels. Skid rails are placed on the back of the enclosure to protect it while loading in and out of venues and vehicles. (Place a foot against one of the rails to tilt the cabinet back.)

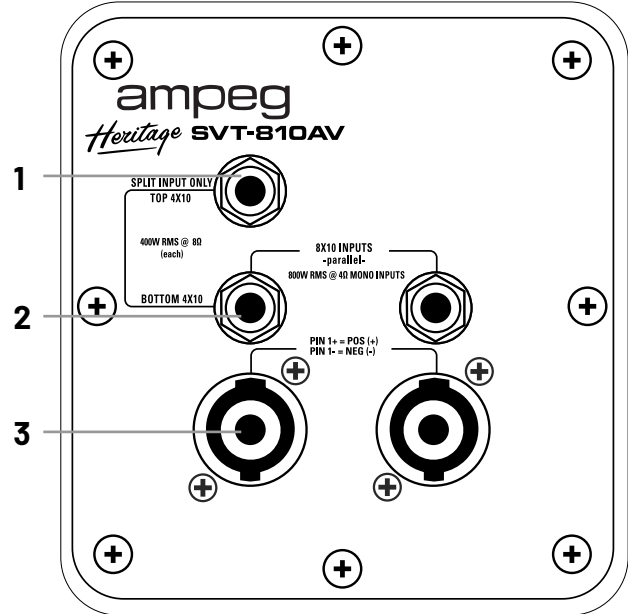
The speakON and 1/4" jacks are wired in parallel, allowing easy daisy chaining from one speaker to another. Each of the jacks may be used as an input or a through connection. The speakON jacks are recognized as the standard for professional installations, assuring a secure, permanent connection that won't corrode, vibrate loose or be easily tampered with. The 1/4" jacks are convenient, however, the speakON jacks are recommended when using power amplifiers over 150 watts, for permanent installations, or for the "first" speaker among a number of daisy chained speakers.



Jackplates



Heritage SVT-810E

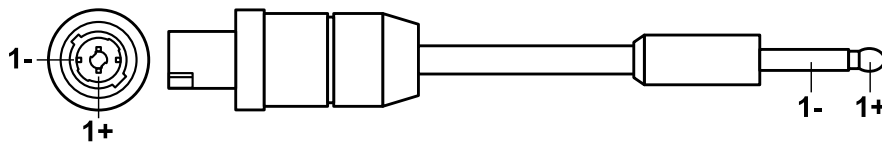


Heritage SVT-810AV

1. 1/4" Upper 4x10 Dual Mode Input Jack*
2. 1/4" Lower 4x10 Dual Mode or Mono Mode Input / Output Jacks
3. speakON Lower 4x10 Dual Mode or Mono Mode Input / Output Jacks

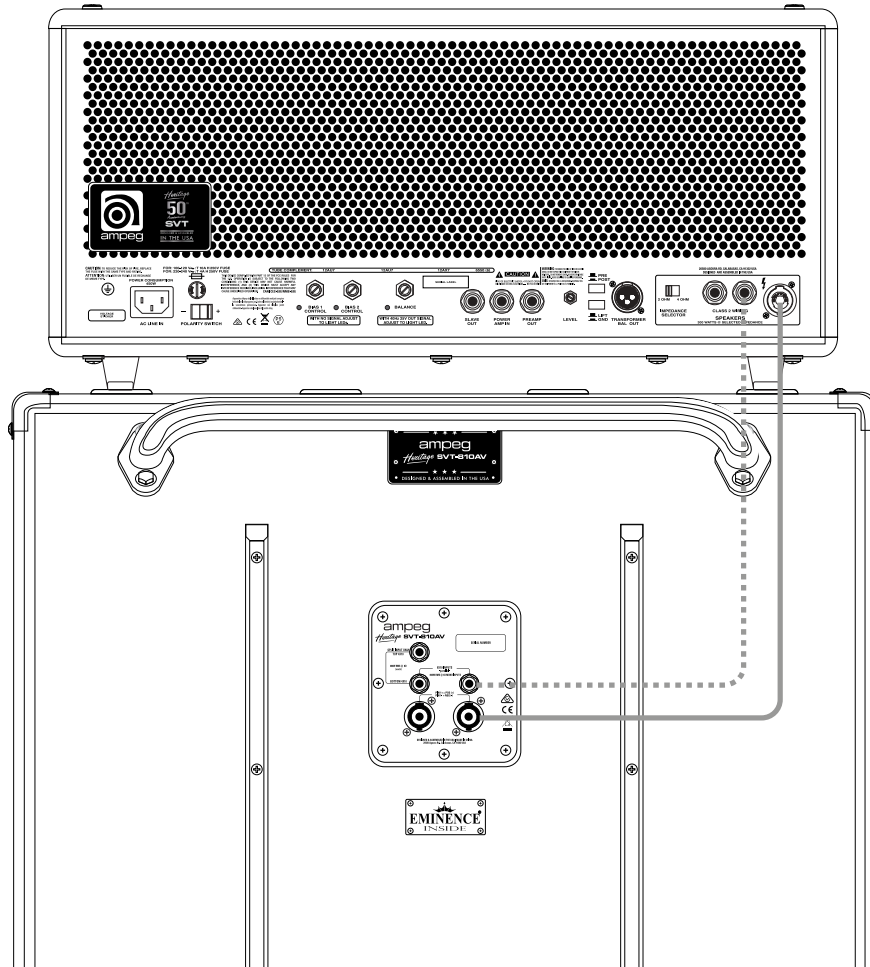
*The cabinet operates in Dual Mode whenever a connector is inserted into the 1/4" Upper 4x10 Dual Mode input jack [1]. Otherwise, the cabinet operates in the single 8x10 Mono Mode.

speakON to 1/4" Wiring Diagram





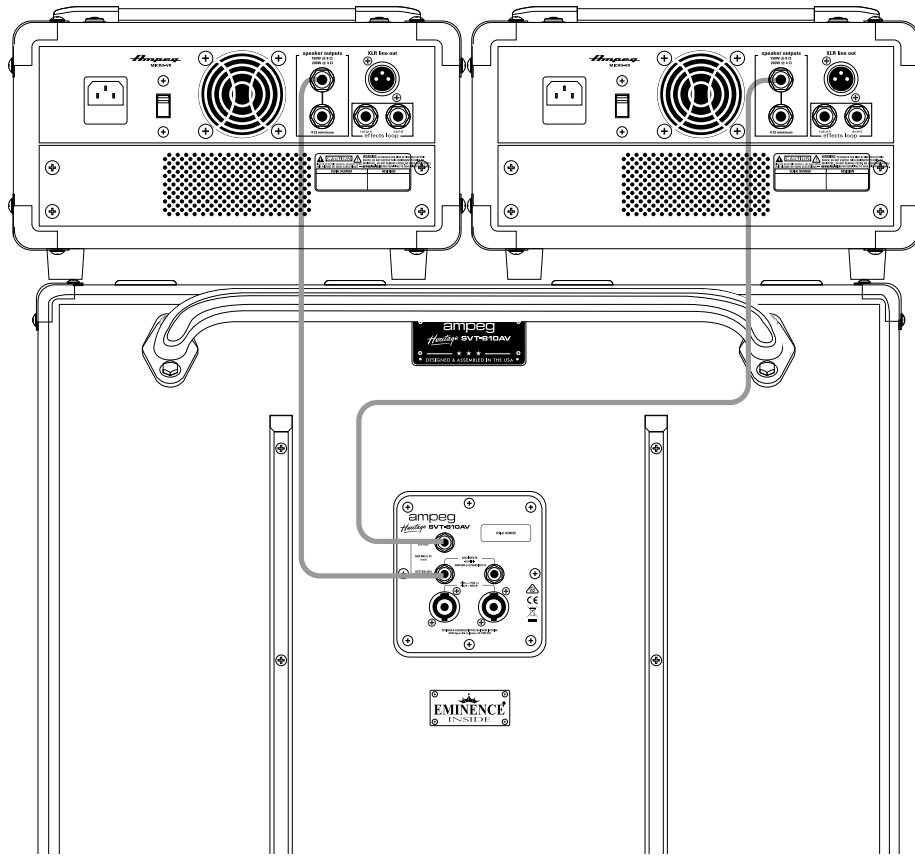
Hookup Examples



Combined (Mono) Hookup

In the Combined (Mono) example above, a speaker cable with speakON ends connects from the speaker output of the amplifier to the one of the speakON inputs of the Ampeg HSVT-810E or HSVT-810AV cabinet. Alternatively, a speaker cable with 1/4" ends can be used to connect from an amplifier's 1/4" speaker output to one of the Lower 4x10 Dual Mode/Mono 1/4" inputs of the HSVT-810AV. This configuration allows the amplifier to drive all 8x10 speakers.

⚠ WARNING: Always use good quality (non-shielded) speaker cables. Never use (shielded) instrument cables to connect speakers to an amplifier. Also, do not use both cable routes in the examples listed above. Use one route or the other, but never both simultaneously!



Split (Dual) Hookup

In the Split (Dual) example above, one speaker cable with 1/4" ends connects from the speaker output of the amplifier to the Upper 4x10 Dual Mode 1/4" input of the Ampeg HSVT-810E or HSVT-810AV cabinet. An additional speaker cable with 1/4" ends connects from the speaker output of another amplifier to one of the Lower 4x10 Dual Mode 1/4" inputs of the HSVT-810AV. This configuration allows two amplifiers (or the discrete two output channels of a stereo amplifier) to separately drive each 4x10 section of the full cabinet.

⚠ WARNING: Always use good quality (non-shielded) speaker cables. Never use (shielded) instrument cables to connect speakers to an amplifier.

**Technical Specifications**

Heritage SVT-810E and Heritage SVT-810AV	
Type	8x10 / Dual 4x10 Bass Enclosure
Frequency Response (+/- 3 dB)	58 Hz - 5 kHz
Usable Low Frequency (-10 dB)	40 Hz
RMS Power Handling	Combined / Mono Mode: 800 Watts 8x10 Split / Dual Mode: 400 Watts each 4x10
Peak Power Handling	Combined / Mono Mode: 1600 Watts 8x10 Split / Dual Mode: 800 Watts each 4x10
Impedance	Combined / Mono Mode: 4 Ω 8x10 Split / Dual Mode: 8 Ω each 4x10
Sensitivity	Combined / Mono Mode: 100 dB SPL 1W/1m
Maximum SPL	130 dB
Components	Eight Custom Designed, Made in U.S.A., 150 Watt Eminence 10" speakers
Size (H x W x D)	48.0 in (with feet) x 26.0 in x 16.0 in 1219 mm (with feet) x 660 mm x 407 mm
Weight (approximate)	165 lb 74.84 kg

All specifications subject to change.

The HSVT-810E and HSVT-810AV cabs are covered with a durable fabric-backed vinyl material. Clean with a dry, lint-free cloth. Never spray cleaning agents on the HSVT-810E/AV. Avoid abrasive cleansers which would damage the finish.

Ampeg continually develops new products and improves upon existing ones. For this reason, the specifications and information in this manual are subject to change without notice.

⚠ CAUTION: THIS SPEAKER IS CAPABLE OF PRODUCING HIGH SOUND PRESSURE LEVELS. CONTINUED EXPOSURE TO HIGH SOUND PRESSURE LEVELS CAN CAUSE PERMANENT HEARING IMPAIRMENT OR LOSS. USER CAUTION IS ADVISED AND EAR PROTECTION RECOMMENDED IF UNIT IS OPERATED AT HIGH VOLUME.



Warranty and Support

Visit **WWW.AMPEG.COM** to...

- (1) ...identify **WARRANTY** coverage provided in your local market. Please keep your sales receipt in a safe place.
- (2) ...**REGISTER** your product.
- (3) ...**CONTACT** Technical Support, or call 818-575-3600.

www.ameg.com
Yamaha Guitar Group, Inc.
26580 Agoura Road, Calabasas, CA 91302-1921 USA
Rev. B



© 2024 Yamaha Guitar Group, Inc. All rights reserved.

Ampeg, the Ampeg logo, Heritage, and SVT are trademarks or registered trademarks of Yamaha Guitar Group, Inc. in the U.S. and/or other jurisdictions. Eminence and the Eminence logo are registered trademarks of Eminence Speaker, LLC. Neutrik and speakON are registered trademarks of Neutrik AG Corporation.